

ECU-1051TL**Cloud-enabled Intelligent Communication Gateway
for IIoT Applications****Packing List**

Before installation, please ensure that the following items have been included in your shipment:

1. ECU-1051 Product

Overview

For distributed equipment management and maintenance, ECU-1051TL performs as a data publishing gateway from the field to the cloud. The operating temperature range is -40~70°C. This module is a cost-effective solution for industrial measurement and monitoring applications.



Figure 1. Product Overview

Specifications

Technical Specification of ECU-1051	
Mounting	Wall-Mount/ DIN-Rail
Power Requirements	10~30 V _{DC}
Ethernet Ports	2 x 10/100 Base-T RJ-45 ports
Serial Ports	2 x RS232 / RS 485
Indicators	Power, LAN(LINK, ACT), programmable
Watchdog	Built-in hardware & software
Storage	NAND Flash/ 512MB for system image 1 x Micro SD slot for data
Power Consumption	2.4W @ 24V _{DC}
Operating Temp.	-40 ~ 70 °C
Warranty	2 years

For more information on this and other Advantech products, please visit our website at

<http://www.advantech.com>

<http://www.advantech.com/Products>

For technical support and service, please visit our support website at

<http://support.advantech.com.tw/support/default.aspx>

This manual is for ECU-1051TL.

Part No. 2043105100

Printed in Taiwan

Edition 1

April 2020

Dimensions: (Unit: mm)

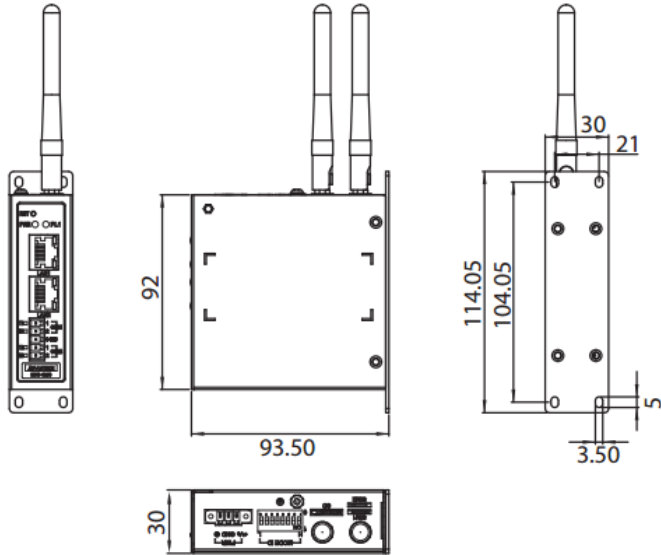


Figure 2. Dimension

Power Supply Wiring

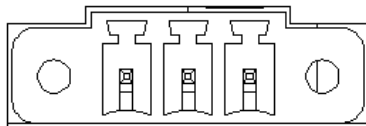



Figure 3. Power Supply

Pin Definition	Description
+Vs	PWR V+ DC power input
GND	PWR V- DC power input
	GND

Communication PIN Assignments

RS-232/485 Serial Ports (Pin Assignments)			
Pins	1	2	C-GND
RS-232	Rx	Tx	GND
RS-485	Data+	Data-	GND

Jumper Setting

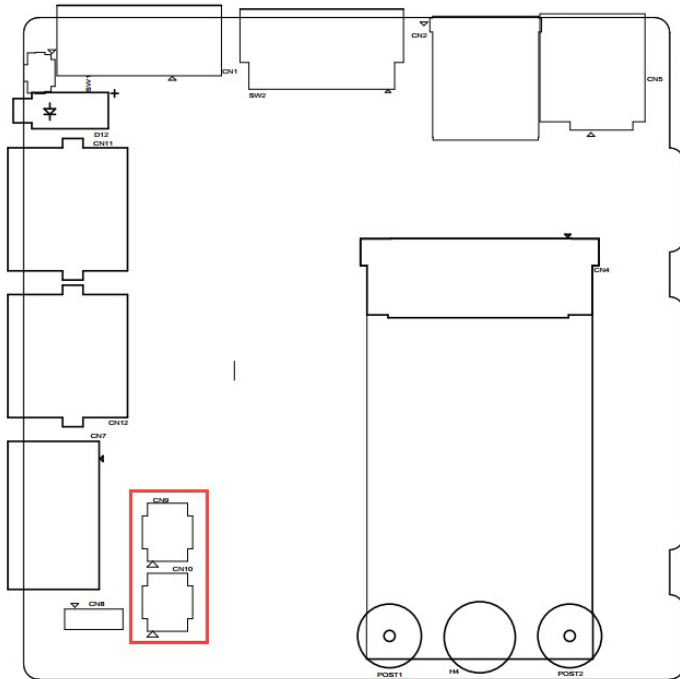


Figure 4. Jumper Location

Serial Ports (RS232/RS485)	CN9(COM1) / CN10(COM2)		
RS232 mode	(3-5)	(4-6)	
RS485 mode, No Terminator	(1-3)	(2-4)	Default

Installation

1. Wall Mount

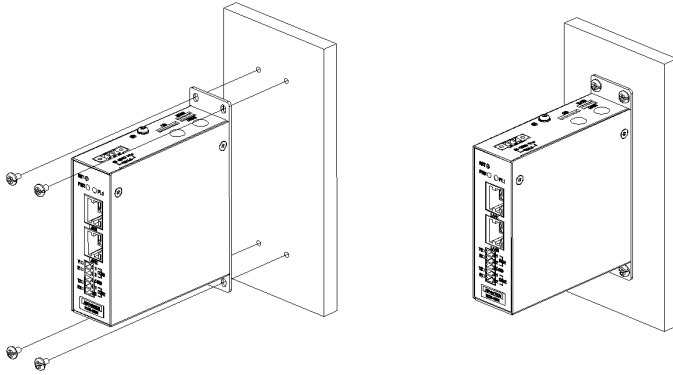


Figure 5. Wall Mount installation

2. DIN-Rail

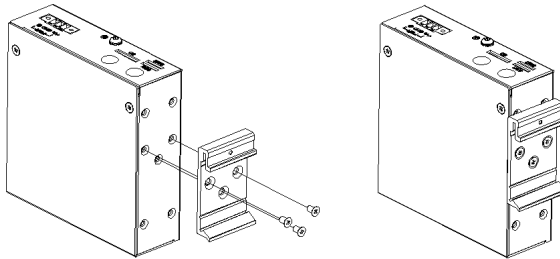


Figure 6. DIN-Rail Kit

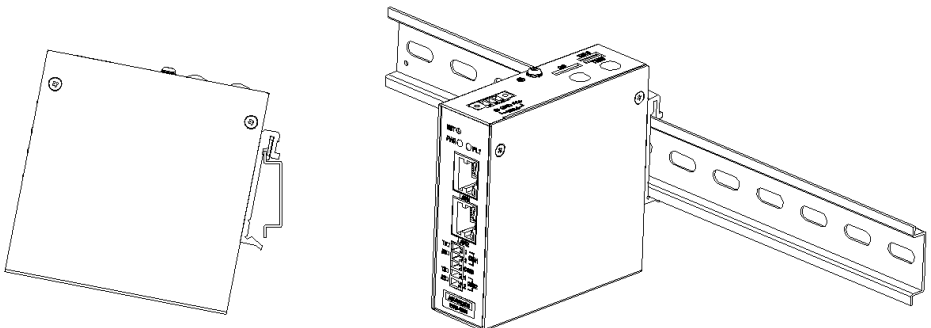


Figure 7. DIN-Rail installation

Installation (Cont.)

3. Wireless module & Antenna

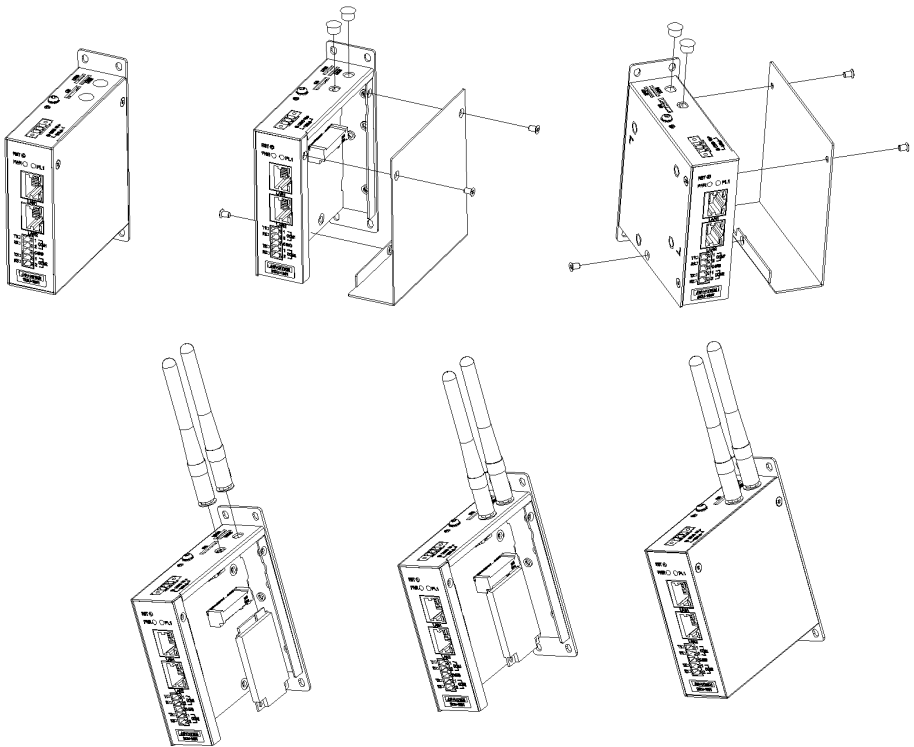


Figure 8. module & antenna installation

Software and User Manual

WISE-PaaS/EdgeLink Studio is for completing ECU-1000TL and its I/O configuration and management. The OS is Windows XP/Windows 7. The software installation package as well as user's manual can be acquired from the following path: <http://www.advantech.com/>